





-  Current Bus Flow
-  Current Parent Drop off flow.
-  Gates Entry/Exit onto campus
-  Current Student Drop off from School Bus.

Gates remain open during the drop off and pick up times.

Current Traffic Flow

Attachment B